

Care instructions

OFFECCT

Thank you for choosing Offecct!

We design for today's lifestyle made with the very best materials. Our furniture are intended to be used, enjoyed and be with you for a long time to come. We hope you will be happy with your product. If you would like to know more about Offecct, please visit our website www.offecct.com



Deliveries

We deliver your products well wrapped. Bases are packed separately to prevent damage – look out for a transparent package with black text. Some items might be shipped standing on its short side and loose seating cushions may change shape during transport. In order for them to regain their shape, puff and shape them before use.

Legs and castor wheels

Our sofas and easy chairs have pre-drilled holes in the base for their legs. Insert the leg and screw until tight. Extra reinforcement screws are supplied with some models. Never tighten the leg, with excessive force, as this can damage the attachment nut. Please note that some models have different legs for the back and front, higher legs should always be fitted in the front.

Attaching a plinth or platform

Some of our models come with a plinth or platform. Use screws supplied into predrilled holes or visible fittings until tight.

Sunlight

Remember to protect your new sofa or easy chair from strong sunlight. UV radiation is never good for any upholstery material – it fades the fabric and weakens the seams, thereby reducing its life span.



Washing & cleaning.

Lacquered surfaces

Tabletops and other lacquered surfaces should not be exposed to strong solvents or alcohol as it can cause burns or discoloration. If the surface is worn or scratched, solid wood tabletops can be sand down and repainted or lacquered to new finish. Do not use utensils that scratch the surface.

Non-upholstered furniture is cleaned regularly with a slightly damp, soft, lint-free cloth. Wipe dry with a dry, soft cloth. Any stains should be taken care of immediately with a slightly damp cloth. If necessary, a mild hand dishwashing detergent can be used on the damp cloth.

Tabletop in compact laminate or high-pressure laminate.

These two materials are well function for hygienic use. These laminate finishes have got high density so it's easy to clean. The material has good durability to cleaning-chemicals and alcohol e.g., surface disinfections.

If black surfaces feel spotty it might depend on traces of dirt, we therefore strongly recommend wiping with dry cloth after cleaning or using disinfections.

Fixed covers

Try removing any stains from your upholstered product using a warm, damp cloth. Avoid excessive rubbing and never use strong detergents. If marks remain, please contact your dealer for further advice or contact a local professional company.

Removable covers

Please contact your dealer or fabric manufacturer to receive advice on how to best clean your furniture covers.



Leather

The standard leather Offecct use for upholstered furniture is from the Scandinavian cattle hides. All leather needs regular care to retain its original finish. Dirt act as an abrasive on leather, so it is recommended to dust once a week. A leather cleaner can also be used to remove stains, never use stron detergents. After cleaning, as well as two to three times a year, leather shall be treated with a leather protection, recommended by the manufacturer.

Fabric

If case of stains on fabric, if possible, immediately remove the fabric. Wash the outer cover according to manufacturer instructions. If wet, allow the core material to dry before reassembling. Avoid intense rubbing and fluids of core material as the material may have been specially treated to hold core material in place. With fixed fabric, vacuum fabric regularly. Upon stains, see manufacturers specific cleaning instructions or contact a authorized cleaning company.

Down feather cusions are not washable.

Scatter cushions

Shake the scatter cushions regularly to retain their shape. The fabric covers may be drycleaned according to the instructions. The inner cushion, however, is made of down and is not washable. In the event of spillage, the inner cushion should be air-dried (see 'Fabric' above).



Retaining products shape.

Some of the Offecct products has down feather and cut cold foam core or cushions. Therefore, work and fluff up your cushions regularly to ensure their shape and your furniture stays soft and comfortable. With care, down feather core will retain its shape better than any other material.


Inner cushion may be removed and aired, and the fabric cover may be cleaned according to instructions if necessary. Avoid direct vacuum cleaning of the inner cushion, as this can easily pull out feather quills and ruin the cushion. To remove dust, “beat” the cushion instead and the down will retain its volume. The inner cushion and filling are not washable. For more information, contact your local distributor.



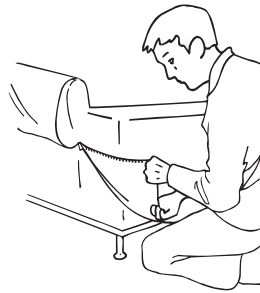
Seating furniture with removable covers.

How to remove covers

The removeable covers on your product have zippers at the back and Velcro fasteners. Begin by unfastening the zips at each corner of the back. Then remove the cover by carefully lifting the bottom edge of the fabric from the frame.



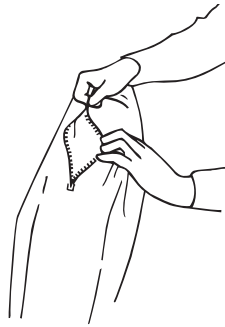
1. Unfasten the zips at each corner of the back.



2. Undo the Velcro fasteners.



3. When cover is loose, carefully remove it. Begin with corner of back and front.

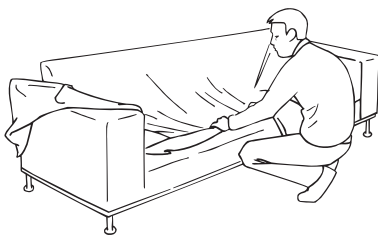


Cushions

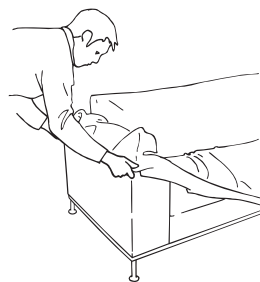
Unfasten any zippers on back and seating cushion. Remove the fabric cover.

How to replace covers

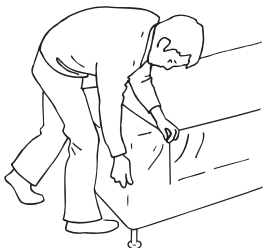
Put the cover back on as follow



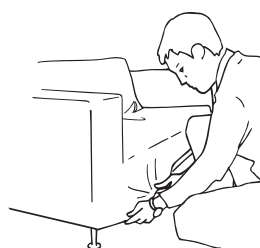
1. Place the cover on back, so the back top section is straight. Pull the cover down and forward over the seat. Fasten the Velcro evenly in joints between the back and seat.



2. Pull the cover over armrests.



3. Walk around the sofa checking that the cover fits correctly at the armrests, back and front. (Ensure that all corners fit snugly in the corner seams.)



4. Attach cover at the bottom.

Robust and durable furniture.

As a guarantee of quality, most of Offecct's furniture is tested at SP, the Swedish National Testing and Research Institute. According to SS-EN1728 and also approved by the Danish Technological Institute to European standards (ISO 7173).

Do you need help?

If you have any inquiries, please contact your local sales representative or customer service. If you would like to know more about Offecct and our design, please visit our website www.offecct.com



